

Bulb Ecoluxon

ELX-BL



3.000K 4.000K 5.000K 6.000K

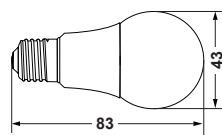
■ Specification

Daya (W)	Input Voltage	Frequency Amp	LED Efikasi	Total Lumen	CRI	Temperatur Warna	Proteksi	Berat	Material
5W	AC165-265V	50/60Hz	120Lm/W	600Lm	>80Ra <i>Optional (>90Ra, >95Ra)</i>	3000K/4000K/6000K	IP20	21gr	Die Casting Aluminium
7W	AC165-265V	50/60Hz	120Lm/W	840Lm	>80Ra <i>Optional (>90Ra, >95Ra)</i>	3000K/4000K/6000K	IP20	27gr	Die Casting Aluminium
9W	AC165-265V	50/60Hz	120Lm/W	1.080Lm	>80Ra <i>Optional (>90Ra, >95Ra)</i>	3000K/4000K/6000K	IP20	29gr	Die Casting Aluminium
12W	AC165-265V	50/60Hz	120Lm/W	1.440Lm	>80Ra <i>Optional (>90Ra, >95Ra)</i>	3000K/4000K/6000K	IP20	36.5gr	Die Casting Aluminium
18W	AC165-265V	50/60Hz	120Lm/W	2.160Lm	>80Ra <i>Optional (>90Ra, >95Ra)</i>	3000K/4000K/6000K	IP20	50gr	Die Casting Aluminium

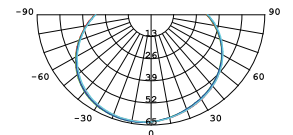
Model : ELX-BL-5W



Dimension (mm)



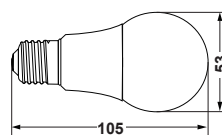
Light Distribution Curve



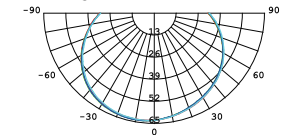
Model : ELX-BL-7W



Dimension (mm)



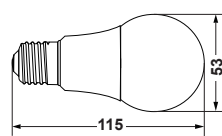
Light Distribution Curve



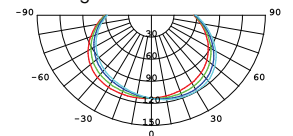
Model : ELX-BL-9W



Dimension (mm)



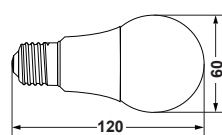
Light Distribution Curve



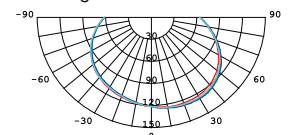
Model : ELX-BL-12W



Dimension (mm)



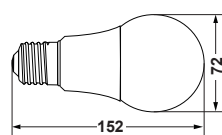
Light Distribution Curve



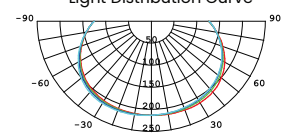
Model : ELX-BL-18W



Dimension (mm)



Light Distribution Curve



* Easy maintenance

- Modular LED for easy replacement
- Opening and closing possible of LED module part and power supply part
- Customizable beam angle
- Temperature max 50°